

Optilia Video Capillaroscope

for examination of microcirculation





Non-invasive and efficient diagnostic tool

State of the art on Nailfold Capillaroscopy

Nailfold Capillaroscopy is a non-invasive and safe method for morphologic examination and analysis of microcirculation abnormalities related to rheumatic disease.

Capillaroscopy is increasingly recognised as an important tool to assist in the diagnosis of diseases such as primary or secondary Raynaud's phenomenon, systemic sclerosis, Systemic lupus erythematosus, mixed connective tissue disease, vasculitis or other disorders.

Optilia video Capillaroscopy systems are state-of-the-art light weight and portable digital microscopes with specialised user-friendly software for facilitating evaluation of microcirculation in daily practice.

Wide range of lenses and accessories

Optilia Capillaroscopy microscopes are equipped with high resolution 200x and 100x magnification lenses, integrated light and exchangeable immersion oil contact and non-contact adapters. These precision lenses reveal the capillaries for visual examination of giant capillaries, avascular areas, micro- haemorrhages, ramification etc.

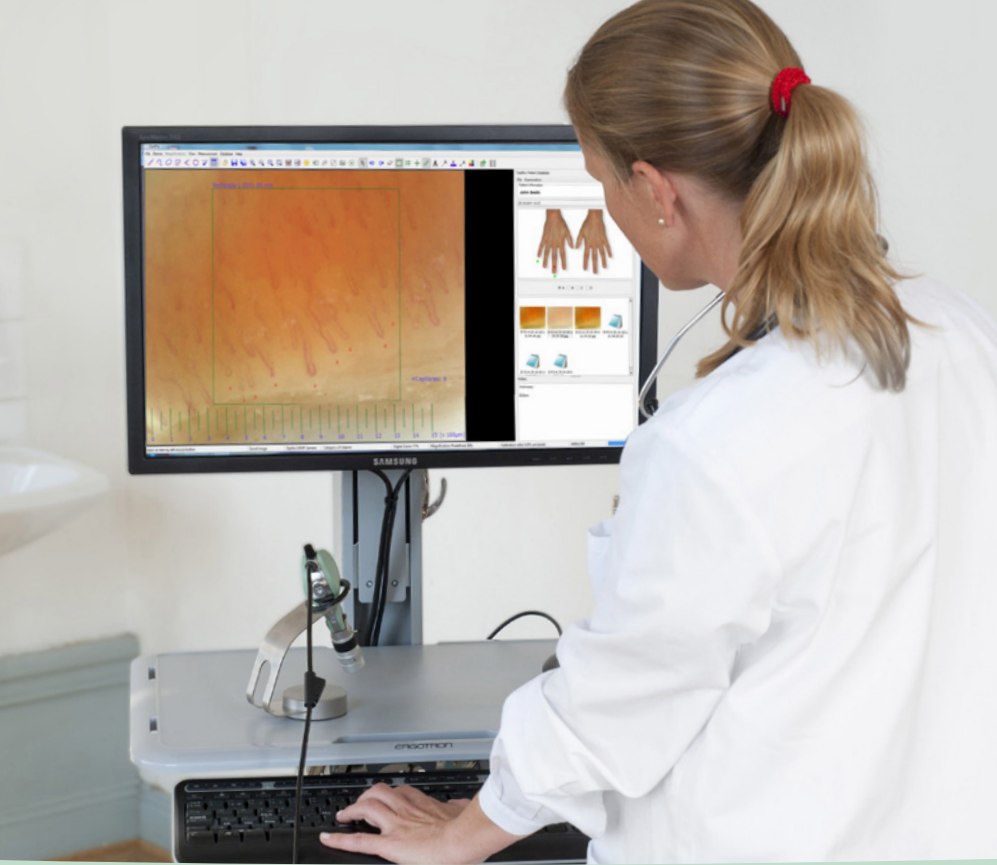


Handheld and stationary operation

All Optilia Capillaroscopes can be used as a handheld device for easy access to all areas of body or be deployed as a stationary microscope.



” *Easy to use, light weight and mobile
Superior images at 200x magnification
Streamlined software with patient database
Swift data export and reporting!*

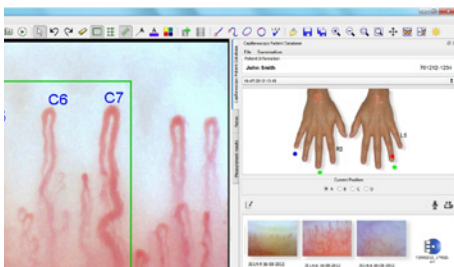


Streamlined software for Nailfold Capillaroscopy

Morphological examination

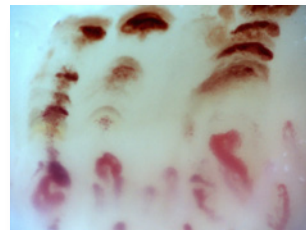
Optilia's OptiPix Capillaroscopy software has a powerful and user-friendly interface for image recording, analysing, scoring and following-up patients and examinations.

The system includes a sophisticated imaging platform for hand mapping. Users can easily locate and mark the images to corresponding finger and position. Hand map helps users to manage the pictures and visualize the overall examination in the means of which fingers are examined.



Secure patient database

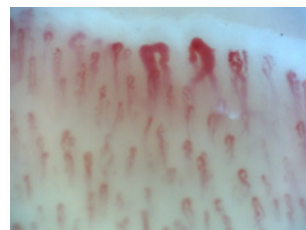
OptiPix Software is built around a secure patient database system for image, video, text and data storage. The system provides functions for high resolution image capture, image enhancement, video recording, voice recording, counting, geometrical measurements and scoring of capillaries.



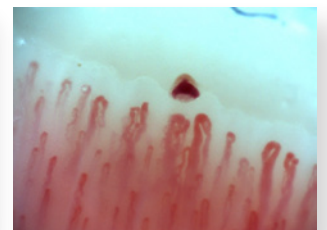
Active Pattern, 200x magnification



Angiogenesis, 200x magnification



Giant Capillary



Ectasia and microhemorrhages

Data export and reporting

OptiPix software provides the examiner with additional tools for recording anamnesis, current status of the patient, measurement results and other information for each examination. All data and images are automatically saved in the database but can also be exported to other programs or systems.

Each examination can be printed out as a report, e-mailed over internet or be archived in the patient file.

Capillaroscopy systems for examination of microcirculation



System comparison table:

Products	Basic	Self-install	Pre-installed	Extensive
Mediscope Digital video microscope	X	X	X	X
200x lens with cool white LED illumination and contact adapter	X	X	X	X
100x lens with cool white LED illumination and contact adapter				X
Finger fitting adaptor for 200x Lens	X	X	X	X
Finger fitting adaptor for 100x Lens				X
Immersion fluid non-contact adapter for 200x lens		X	X	X
Immersion fluid non-contact adapter for 100x lens				X
Immersion oil dropper	X	X	X	X
OptiPix Capillaroscopy software with secure patient database		X	X	X
OptiPix Lite, image capture and measurement software	X			
Image capture foot-switch	X	X	X	X
Non-contact focusing stand		X	X	X
Desk-top holder for Mediscope	X	X	X	X
Atlas of capillaroscopy in rheumatic diseases, M. Cutolo		X	X	X
Aluminum transport case	X	X	X	X
Laptop or PC installed and ready to use			X	X
Mobile ergonomic workstation				X
Annual service and support (1 year)	X	X	X	X

Ordering information:

Video Capillaroscopy system	Ordering Nr.
Optilia Digital Videocapillaroscopy system, Basic	OP-120 020
Optilia Digital Videocapillaroscopy system, Self-install	OP-120 023
Optilia Digital Videocapillaroscopy system, Pre-installed with PC or Laptop	OP-120 021
Optilia Digital Videocapillaroscopy system, Extensive	OP-120 022



Empowering your vision!

Optilia Instruments AB
 Djupdalsvägen 22, SE-192 51 Sollentuna, Sweden
 Phone: +46 8 35 33 60
 Email: info@optilia.eu www.optilia.eu

Distributor: